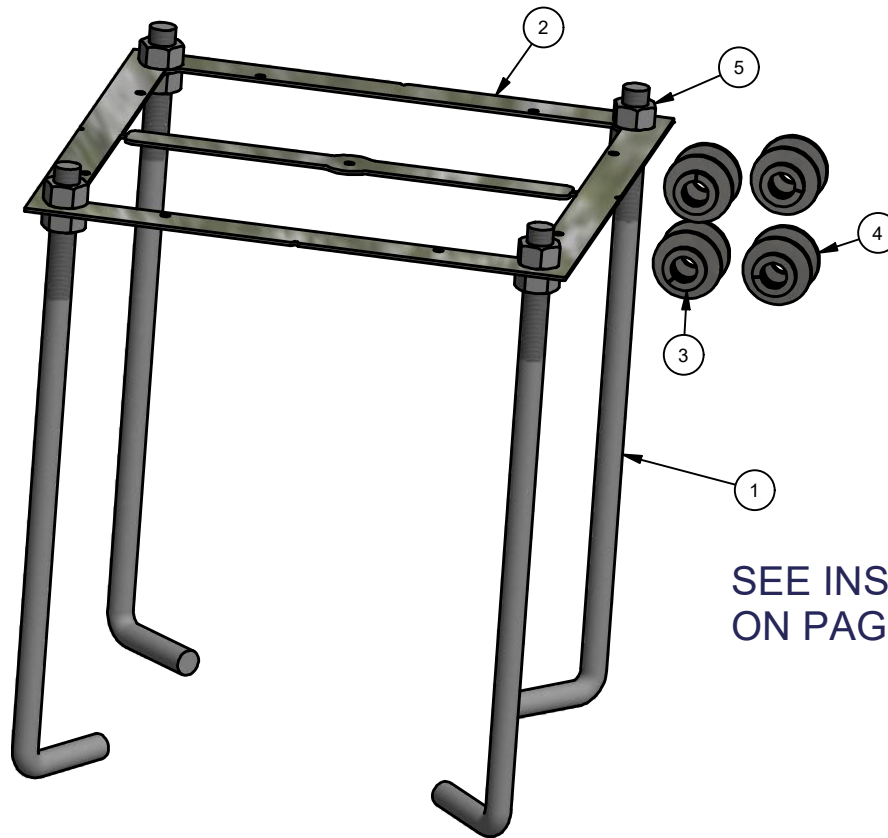


NOTES:

1. ITEMS WILL BE PACKAGED APART, NOT ASSEMBLED AS SHOWN. PACKAGING DEFINED HERE IS FOR SHIPPING SEPARATE FROM POSTS.
2. THIS ASSEMBLY IS USED ON 75000-207W2, 35000-279W, 35000-796W, AND 35000-896W STANCHIONS. SEND THIS 2 PAGE DRAWING WITH EACH KIT
3. PACKAGE (8) NUTS, (8) FLAT WASHER, (4) LOCK WASHER IN ITEM 7.
4. PACKAGE ITEM 2 IN ITEM 6 BOX ALONG WITH BAGGED ITEMS ABOVE.
5. J BOLTS SHOULD HAVE 1.87" TO 2.0" EXPOSURE ABOVE FINAL CONCRETE LEVEL.
6. IF INTENTIONS ARE TO USE NUT UNDER POST MOUNTING PLATE FOR LEVELING USE FLAT WASHER UNDERNEATH AND INCREASE THREAD EXPOSURE .75". POST SHOULD BE GROUTED UNDERNEATH AS WELL.



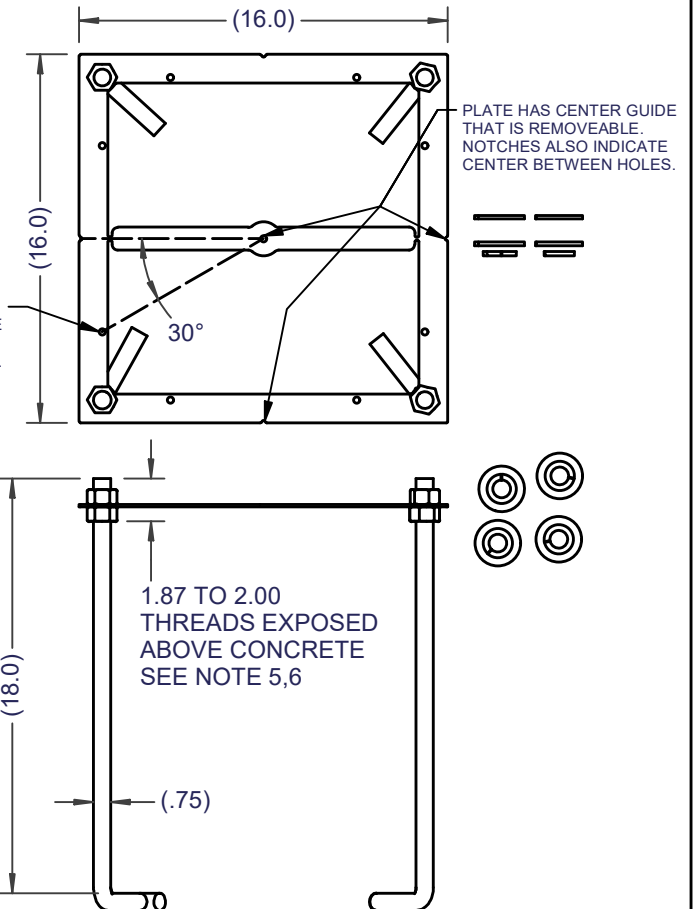
NOTE SMALL PERIMETER HOLES
NOW REPRESENT A 30° REFERENCE
POINT FOR USE IN SPECIAL ANGLE
PARKING LAYOUTS.



SEE INSTRUCTIONS
ON PAGE 2

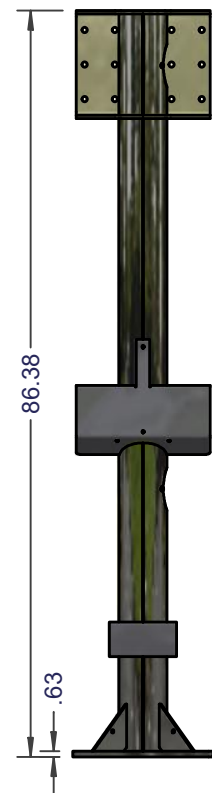
BILL OF MATERIALS

ITEM	PART NUMBER	DESCRIPTION	QTY
1	5734D1	BOLT, J, 3/4-10 X 24 X 3 GALV	4
2	35000-79W-CFP	PLATE, 35000 POST ANCHOR BOLT FIXTURE	1
3	5621D8	WASHER, SPLIT LOCK 3/4", HD GALV.	4
4	5606D30	WASHER, FLAT, 3/4 USS, HD GALV.	8
5	5605D12	NUT, 3/4-10, HEX, HD GALV.	8
6	35000-79W-CFPB1	BOX, 16x16x2	1
7	SH6029	BUBBLE MAILER#0, 6x10"SelfSeal	3
8	-	-	-
9	35000-79W-CFPA	COPY OF THIS DRAWING INCLUDED	1



G	8755	ADDED NOTES ABOUT CENTER AND 30 DEG REFERENCE	6/21/21	MWS	TITLE 35000 POST CONCRETE ANCHOR GUIDE ASY				
F	8727	CHANGE NOTES, ADDED PAGE 2 SO NOW CUSTOMER GETS PROPER MANUAL ONLINE	4/9/21	MWS					
E	8577	ADDED NOTE 2, INCLUDING 75000-207W2-P_	3/26/20	MWS	UNSPECIFIED TOLERANCES				
D	8399	35000-79W-CFPB1 WAS SH6413, SH6029 WAS SH6023, REMOVE SH6019, UPDATE NOTES	1/25/19	MWS					
C	8185	ITEM 8 WAS SH6020, ADDED NOTE TO CLARIFY SHIPPING PURPOSE	2/2/18	MWS	MATERIAL DRAWN BY MWS DATE 12/16/2016 SCALE .18 SHEET 1 / 2 PART NO. 35000-79W-CFPA REV. G				
REV	NO.	DESCRIPTION	DATE	BY					

35000-279W

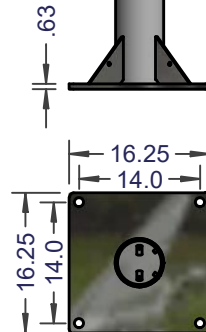
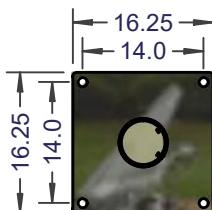
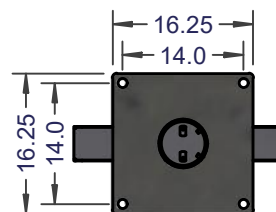
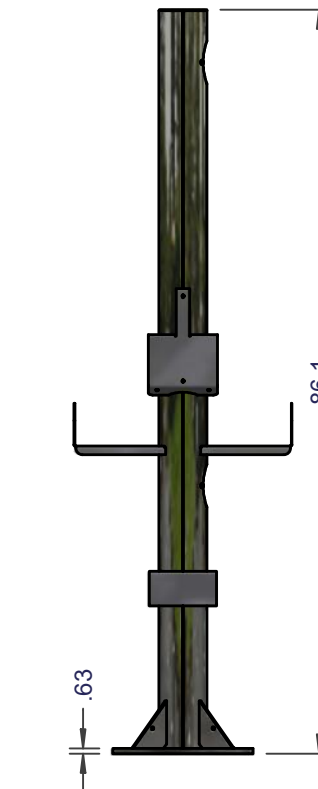
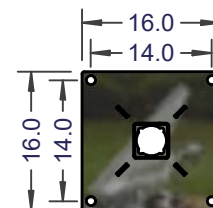
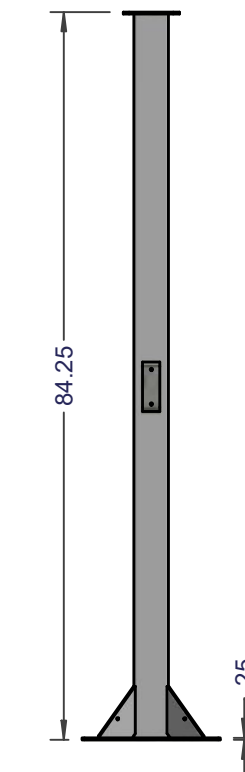


35000-279W STANCHION,
USED IN 35000-01A-H OR
35000-11A-H

35000-796W STANCHION,
USED IN 36000-01A-W OR
36000-11A-W
35000-896W USED IN 14FT
CANOPY APPLICATION

**BEFORE UTILIZING 35000-79W-CFPA IN
CONCRETE POUR MAKE SURE TO READ
MANUALS FOR IMPORTANT DETAILS:**

**MANUALS AVAILABLE ONLINE AT
WWW.JEADAMS.COM,
FROM THE HOME PAGE CLICK "CAR WASH"
THEN "CENTRAL VAC" OR "VACUUM
BOOMS" SEE LIST OF PDF FILES.
DEPENDING ON WHICH ASSEMBLY YOU ARE
INSTALLING. SOME SYSTEMS HAVE EXTRA
MANUAL FOR FOOTINGS IF USING WIDER
THAN 12FT CANOPIES, ANGLE PARKING
SETUP OR NOT USING CANOPY AT ALL.**

35000-282W STANCHION,
USED IN 35000-182A75000-207W2 STANCHION,
USED IN 75000-SWL

REV	NO.	DESCRIPTION	DATE	BY
THIS DOCUMENT SHALL NOT BE REPRODUCED NOR SHALL THE INFORMATION THEREIN BE USED BY OR DISCLOSED TO OTHERS EXCEPT AS AUTHORIZED BY J.E. ADAMS INDUSTRIES				

TITLE 35000 POST CONCRETE ANCHOR GUIDE ASY				
UNSPECIFIED TOLERANCES	MATERIAL	 CEDAR RAPIDS, IOWA		
DRAWN BY	MWS			
DATE	12/16/2016			
3 PL ± .003	SCALE	SHEET	PART NO.	REV.
ANGLE ± 1°	.18	2 / 2	35000-79W-CFPA	G